


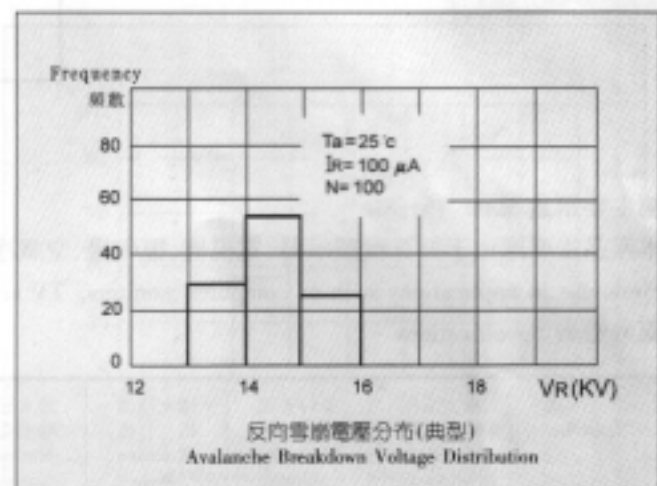
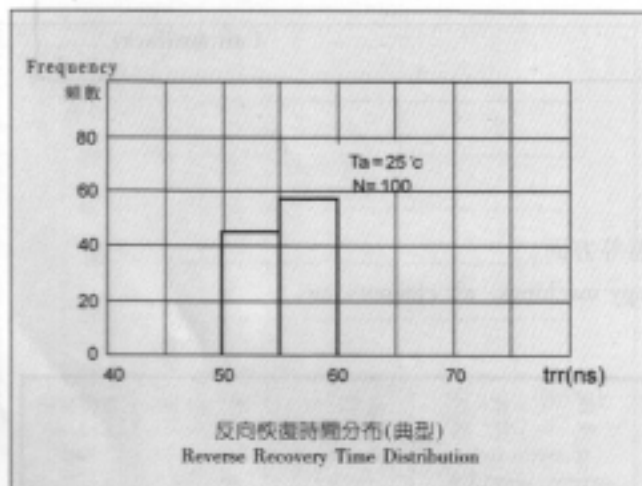
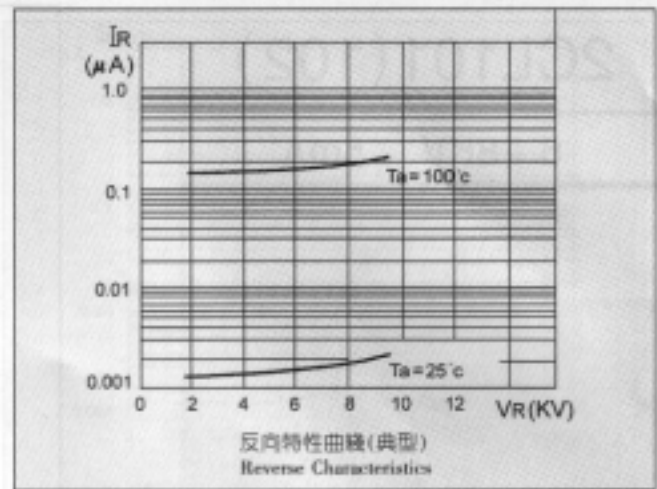
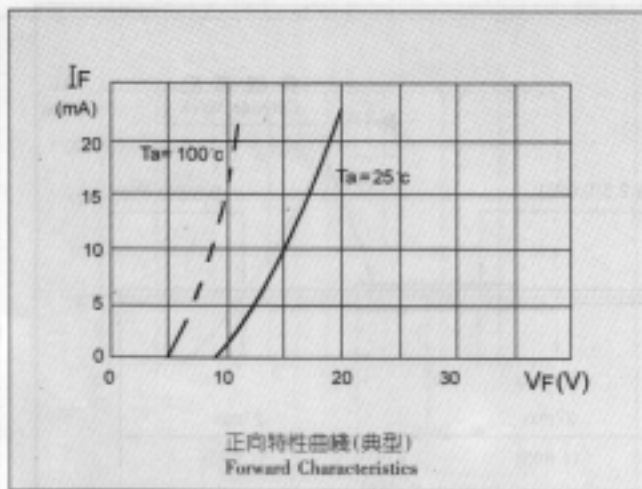
2CL7x series high voltage diode(4-20KV, 100ns)



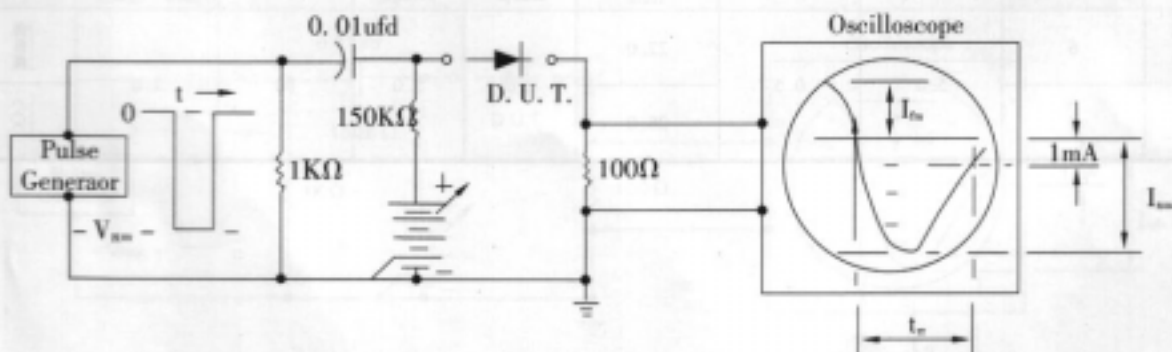
Used in applications such as TV sets, copy machines, medical and computer CRT monitors, lasers, room air cleaners, etc..

Type	Type of Fuji	V _{RRM} (KV)	I _F (mA)	I _{FSM} (A)	V _{FM} (V)	I _{RM} (μA)		trr (ns)	C _j (Pf)	T _{stg} (°C)
						Ta=25°C	Ta=100°C			
<u>2CL69</u>	<u>ESJA54-04</u>	4	5.0	0.5	20.0	2.0	5.0	100	1.0	-40~+120°C
<u>2CL70</u>	<u>ESJA54-06</u>	6			23.0					
<u>2CL71</u>	<u>ESJA54-08</u>	8			25.0					
<u>2CL72</u>	<u>ESJA52-10</u>	10			30.0					
<u>2CL73</u>	<u>ESJA52-12</u>	12			37.5					
<u>2CL74</u>	<u>ESJA52-14</u>	14	5.0	0.5	42.5	2.0	5.0	100	1.0	-40~+120°C
<u>2CL75</u>	<u>ESJA53-16</u>	16			50.0					
<u>2CL76</u>	<u>ESJA53-18</u>	18			55.0					
<u>2CL77</u>	<u>ESJA53-20</u>	20			62.5					
<u>2CL78</u>		12	10.0	0.5	37.5	2.0	5.0	100	1.0	-40~+120°C
<u>2CL70A</u>	<u>ESJA58-06</u>	6	5.0	0.5	20	2.0	5.0	100	1.0	-40~+120°C
<u>2CL70B</u>	<u>ESJA88-06</u>	6			22.4			80		
<u>2CL71A</u>	<u>ESJA58-08</u>	8			25			100		
<u>2CL71B</u>	<u>ESJA88-08</u>	8			28			80		

■特性圖(2CL71型) Characteristics (Type 2CL71)



■反向恢復時間基本測試電路 Reverse Recovery Time Basic Test Circuit.



注: • 測試電路為半波阻性或感性負載電路(50/60Hz)

• 反向恢復時間測試條件: 在 $I_{FM} = 2\text{mA}$ $I_{RM} = 4\text{mA}$ 時, 恢復到 1mA 處。

Note: • Device ratings are based on a half-wave circuit with resistive/inductive load (50/60 Hertz)

• Reverse recovery time test conditions: $I_{fm} = 2\text{mA}$ $I_{rm} = 4\text{mA}$ Recover to 1mA